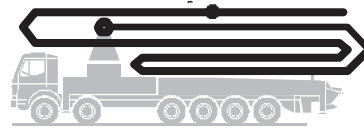


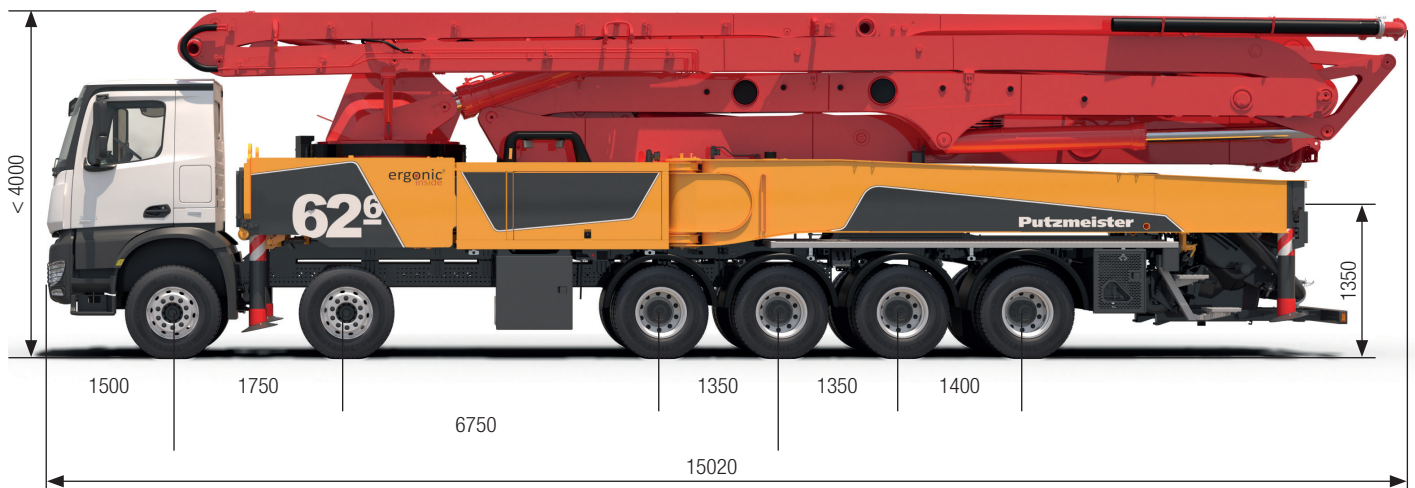
# Truck-mounted concrete pump

# BSF 62-6.16 H

Output up to 190 m<sup>3</sup>/h  
 Delivery pressure up to 130 bar\*



.16 H LS  
 .17 i LS  
 .19 i LS



Note: Serial version. Dimensions and weights depend on truck.  
 Dimensions in mm, MB-Arocs 6553 12x4 R6750 E6 as example.  
 For illustration only.

## Technical data

Boom M62			
Sections			6
Reach height	m		61.1 <sup>1)</sup>
Horizontal reach	gross	m	57.1
	net	m	52.4
Reach depth max.	m		44.3
Unfolding height	m		23.0
End hose length	m		3
Folding system			RZ
Delivery line			DN 125/117 <sup>2)</sup>

Pump		BSF	.16 H	.16 H LS	.17 i LS	.19 i LS
Rod side	Output	m <sup>3</sup> /h	160	-	-	-
	Delivery pressure	bar	85	-	-	-
	Strokes	1/min.	31	-	-	-
Piston side	Output	m <sup>3</sup> /h	108	160	170	190
	Delivery pressure	bar	130	85	85	85
	Strokes	1/min.	21	26	26	30
	Delivery cylinder	Ø mm	230	250	250	250
	Stroke	mm	2100	2100	2100	2100

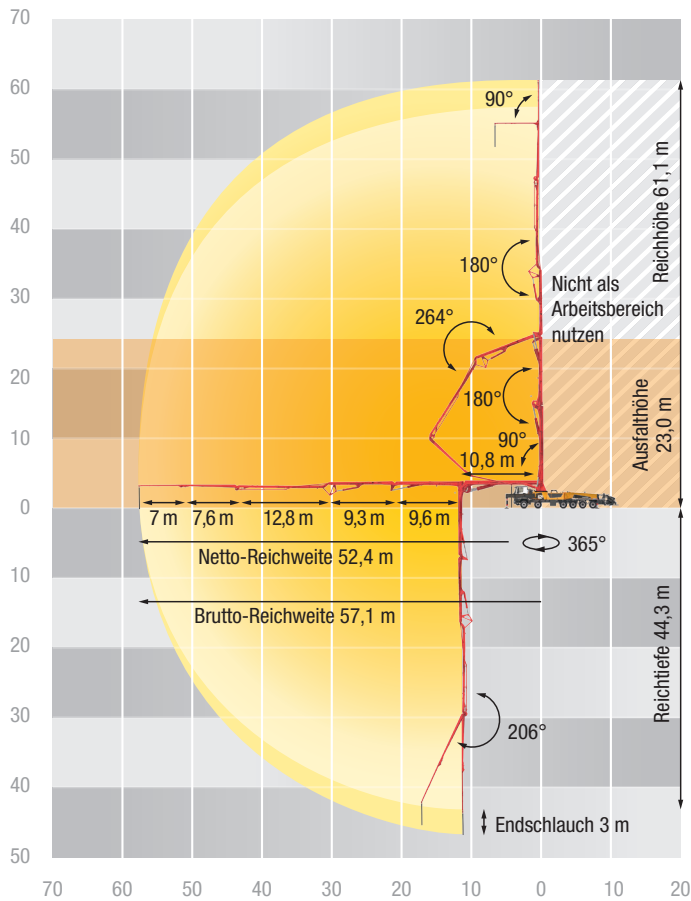
<sup>1)</sup> with endhose elbow

<sup>2)</sup> Sections 1+2 DN125, sections 3 to 6 DN117

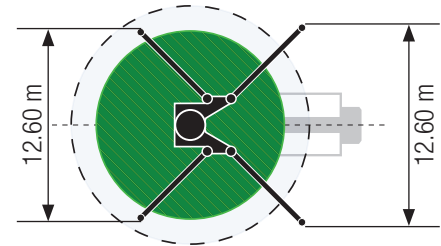
\*) Delivery line boom max. 85 bar.

All data maximum theoretical.

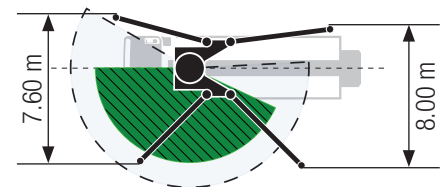
## BSF 62-6 Reach information diagram, Support



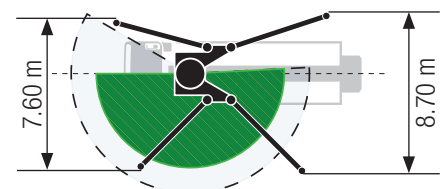
### Standard



### ESC



### OSS



Support width based on center of support leg

## Serial delivery scope

Agitator and water pump radio remote/on site controlled	Hydraulic hose for replacement in hose pack
Agitator safety switch off, with startup protection	Lockable stowing options
Boom rest RFID-monitored	Operating manuals cert. (1 x paper, 1 x CD-ROM) spare part list
C pipe connection for filling water tank	OSS one side support (assistance device for one side support), NOT for EEA
CAN-BUS system	Painting: 3-coloured Putzmeister standard
Cardan shaft maintenance free	Platform non-skid
Concrete hopper with agitator	Radio remote control proportional with colour display, usable with cable
Central lubrication boom, electrically	S-transfer tube switch-over fast/slow
Central lubrication hopper, electrically	Safety labelling
Connections for hydraulic emergency supply	Splash guard fixed
Cooler on frame	Steps left
Delivery cylinder chrome-plated	Steps right
Diagnose interface	Storage box
End hose 3.0 m	Suction return filter
Ergonic Graphic Display (EGD-RC) on radio remote control	Support plates (4 x) in magazine (2 x) open
EPS - Ergonic Pump System	Swivel support plates
EOC - Ergonic Output Control	Tool set incl. standard equipment
Flushing water pump 160 l/min 25 bar	Towing eye
Hard metal wear parts kit	Wash-out port lid with slide pin
Hinged elbow with cleaning port	Water tank 800 l
Horn at the second lever, button yellow at hopper	Welded hopper grill
Hose for cleaning 10 m incl. bracket and spray nozzle	Wheel chocks 2x

### Equipment Standard Line (included in basic machine)

Air pressure connection rear
Delivery line DN125 2 Layer Proline
Delivery note box
Driver Kit I: Connection Diesel tanks (only MB/MAN chassis) Diesel tank in supp. leg rear right side
Dust indication of hydraulic oil filter
Hand rail at water tank, right hand side
LED lights control box and tool box
LED lights hopper
LED lights on control sections
LED lights pump/water box
LED rear and braking lights on boom
Light control system dependent on speed
Rubber collar on hopper

See quotation for exact serial delivery scope.  
Comprehensive range of options available on request.